


# HOW TO IMPROVE YOUR EPC

## E


### MEES (Minimum Energy Efficient Standards)

As of April 2018, landlords of privately rented domestic and non-domestic property in England or Wales must ensure that their properties reach at least a rating of E before granting a new tenancy to new or existing tenants



### Energy Efficient Lighting and Draught Proofing

Adding draught proofing and changing your lights over to energy efficient versions can add about a point each onto the final rating. Not much, but they don't cost much to do!



### Seal Open Chimneys

Open fires and draughty chimneys actually make some difference to the EPC rating. If possible, block these up permanently or install a closed heater in the opening to add a few further points of improvement.




### Give Your Hot Water Cylinder a Jacket

Not everyone has a hot water cylinder, but if you do it is worth adding insulation to the tank. This is cheap and easy to do and will bump your rating by a few points as well.



### Loft Insulation

This is one of the easiest and cheapest ways to improve your EPC rating. Going from no insulation to 270mm can improve the rating by 10 or 15 points, Whilst even a top up on existing insulation can get 2-5 points worth of improvement in some cases.



### Update Your Heating

An efficient heating system is one of the key factors in the EPC. If you have an old boiler, upgrading to a new condensing model will improve your rating by 5-20 points depending on the age of the current system.

## Want to chat?

Visit us at: [azpropertyervices.co.uk](http://azpropertyervices.co.uk)

Talk to us on: 07584430137

Message us on: [zpropertyervices@outlook.com](mailto:zpropertyervices@outlook.com)